



AARON DUNCAN, RLA, MBA

Coppell Dad, Coppell Grad
REALTOR, Coppell Realty

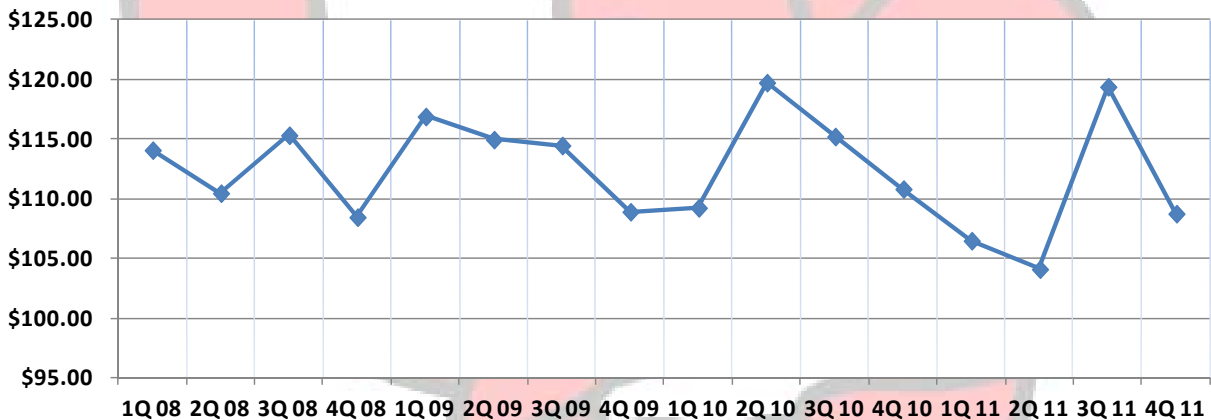
Aaron@AaronDuncan.com
direct, 214.714.6955

Town Center Area Real Estate Report

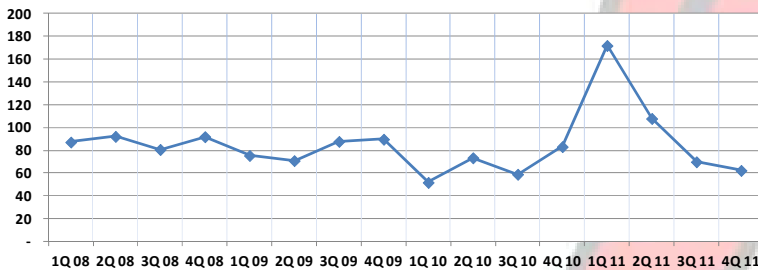
Published: January 2012

Averages	1Q 08	2Q 08	3Q 08	4Q 08	1Q 09	2Q 09	3Q 09	4Q 09	1Q 10	2Q 10	3Q 10	4Q 10	1Q 11	2Q 11	3Q 11	4Q 11
Days on Market	87.29	92.27	80.82	92.00	75.50	71.00	87.85	89.78	51.88	73.50	59.00	83.29	172.00	108.00	70.00	62.40
Square Feet	3,127	3,229	3,148	3,774	3,454	2,961	3,254	3,098	3,040	3,004	3,188	3,223	3,932	3,024	3,228	3,468
Sales	7	15	11	3	8	22	13	9	8	10	11	7	5	8	18	5
Sold Price per s.f.	\$ 114.10	\$ 110.49	\$ 115.35	\$ 108.48	\$ 116.92	\$ 114.98	\$ 114.48	\$ 108.93	\$ 109.26	\$ 119.75	\$ 115.24	\$ 110.84	\$ 106.51	\$ 104.12	\$ 119.42	\$ 108.77
Sales price as percent of list price	98.3%	98.5%	97.6%	98.7%	95.6%	98.8%	97.1%	97.6%	97.1%	98.1%	96.5%	98.0%	96.9%	97.4%	98.3%	97.8%

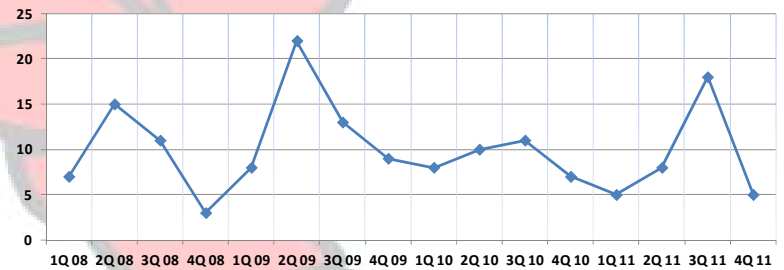
Sold Price per s.f.



Days on Market When Sold



Homes Sold



Note: Based on information from the North Texas Real Estate Information Systems, Inc., for the period (01/01/2008) through (publication). The data and information here is gathered from NTRIES and MLS and is deemed reliable, but is not guaranteed accurate by the MLS or NTRIES. This information is not guaranteed and is for informational purposes only. This does not include all real estate sales in the area, do not make any real estate decisions based on this data. All data is not verified and is not to be used for or in place of any other real estate data. Please consult a Realtor to verify real estate data relative to your specific market and situation.

549 E. Sandy Lake Rd • Coppell, Texas • 75019 • 214.714.6955 • www.AaronDuncan.com

This information is intended for informational purposes only and does not included specific sales data for individual properties.

This information is not to be copied, distributed or forwarded.